



This week we have begun some phonics teaching and we have been focusing on the sounds **s, a and t**. We have been working on recognising the letter name and sound. Please help your child to practice writing these letters at home using the letter formation rhyme sheet attached. Can they tell you the letter name and sound? What things can they think of that begin with these letters? How about a game of I spy?

To support your child at home there is a great child friendly website which you can visit with your child. It contains hundreds of video clips showing you and your child how to pronounce the sounds. If you search for the sounds we have covered in class that week it should help you. Most of the videos contain Geraldine the giraffe and we have used Geraldine the giraffe puppet in school during our phonics lessons and the children really like her.

To access the videos log onto Mrthorne.com The home page should look like this:



Click on videos and then select **By phase** and then **Phase 2**. You are then able to scroll down and find the videos to match the sounds we have taught. This week look for **a, s and t**. The children really like the videos so it is well worth taking a look at the videos as it will help your child to remember the sounds. You can also get *Mr Thorne does phonics :letters and sounds for ipads* by going to the apps store. Please note that some clips maybe an older format than others so they do differ. There are also some links to other apps that you may find useful. We hope it helps!

In maths we are continuing to work on securing number recognition, counting and ordering numbers and recognising missing numbers on a number line. We have also worked on counting amounts within a larger set e.g. can you pass me 6 dinosaurs from that pile?

This week we have had a dinosaur theme as many of our children have a real interest in dinosaurs. They have been painting, cutting and hunting for dinosaurs in the mud and sand pit. We have also been counting with them and using them to do some printing. We have read the story 'Harry and The Dinosaurs go to School' and the children have enjoyed talking about that story.




In the forest this week, the dinosaurs escaped out of the bucket and we had to find them! We then built some shelters for the dinosaurs so they could keep dry in the rain. We also made some mud cakes for them to eat! Our Friday session was all about being observant, the children were set the challenge of being nature detectives and seeing if they could find all the items on their spotter sheet! They all did really well.

Don't forget the 'Meet the Teacher' meeting next Wednesday 4th October at 3.15pm. We will be giving you more details about class routines and some ideas about supporting your child at home with reading.

Home learning - Letter formation

This week have a go at forming or writing the letters s,a and t. You could write the letters in sand, make them out of playdough, paint them, finger write them on the floor, a wall etc. Could you make a collage of each letter? See if you can find some things around the house beginning with each letter. Play 1-spy with an adult. Tell us how you got on by posting an observation on Tapestry.

Rhymes for letter formation - taken from Read Write Inc.

<p>a</p>  <p>Around the apple and down the leaf.</p>	<p>b</p>  <p>Down the laces to the heel and around the toe.</p>	<p>c</p>  <p>Curl around the caterpillar.</p>	<p>d</p>  <p>Around the dinosaurs bottom, up his tall neck & down to his toes.</p>	<p>e</p>  <p>Lift off the top and scoop out the egg.</p>	<p>f</p>  <p>Down the stem and draw the leaves.</p>
<p>g</p>  <p>Around the girls face, down her hair and give her a curl.</p>	<p>h</p>  <p>Down the head, to his hooves and over his back.</p>	<p>i</p>  <p>Down the body and dot for the head.</p>	<p>j</p>  <p>Down his body, curl, dot for his head.</p>	<p>k</p>  <p>Down the kangaroo's body tail and leg.</p>	<p>l</p>  <p>Down the long leg.</p>
<p>m</p>  <p>Down Maisie, mountain, mountain.</p>	<p>n</p>  <p>Down Nobby and over his net.</p>	<p>o</p>  <p>All around the orange.</p>	<p>p</p>  <p>Down the pirates plait and around his face.</p>	<p>qu</p>  <p>Round her head, up past her earring, down her hair, and flick.</p>	<p>r</p>  <p>Down the robots back and curl over his arm.</p>
<p>s</p>  <p>Slither down the snake.</p>	<p>t</p>  <p>Down the tower, across the tower.</p>	<p>u</p>  <p>Down and under, up to the top and draw the puddle.</p>	<p>v</p>  <p>Down a wing, up a wing.</p>	<p>w</p>  <p>Down, up, down, up.</p>	<p>x</p>  <p>Down the arm and leg, repeat the other side.</p>
<p>y</p>  <p>Down a horn, up a horn and under head.</p>	<p>z</p>  <p>Zig-zag-zig.</p>				

